

DEMO: How do I create my Wallet Address?

1. Create and enter a strong Password. (Never give this to others).

MyEtherWallet.com

Try our new version here: <https://www.myetherwallet.com/>
Read more about it in our [Medium post](#)

MyEtherWallet 3.37.0 English Gas Price: 41 Gwei Network ETH (myetherwallet.com)

The network is really full right now. Check [Eth Gas Station](#) for gas price to use.

New Wallet Send Ether & Tokens Swap Send Offline Contracts ENS DomainSale Check TX Status View Wallet Info Help

Create New Wallet

Enter a password

.....

Create New Wallet

This password *encrypts* your private key. This does not act as a seed to generate your keys. You will need this password + your private key to unlock your wallet.

[How to Create a Wallet](#) · [Getting Started](#)

Already have a wallet somewhere?

- Ledger / TREZOR / BitBox / Secalot : Use your **hardware wallet** . Your device *is* your wallet.
- MetaMask Connect via your **MetaMask Extension** . So easy! Keys stay in MetaMask, not on a phishing site! Try it today.
- Jaxx / imToken Use your **Mnemonic Phrase** to access your account.
- Mist / Geth / Parity: Use your **Keystore File (UTC / JSON)** to access your account.

MyEtherWallet.com does not hold your keys for you. We cannot access accounts, recover keys, reset passwords, nor reverse transactions. Protect your keys & always check that you are on correct URL. You are responsible for your security.

2. Download Keystore File (UTC / JSON).

MyEtherWallet.com

Try our new version here: <https://www.myetherwallet.com/>
Read more about it in our [Medium post](#)

MyEtherWallet 3.37.0 English Gas Price: 41 Gwei Network ETH (myetherwallet.com)

The network is really full right now. Check [Eth Gas Station](#) for gas price to use.

New Wallet Send Ether & Tokens Swap Send Offline Contracts ENS DomainSale Check TX Status View Wallet Info Help

Save your Keystore File.

Download Keystore File (UTC / JSON)

****Do not lose it!**** It cannot be recovered if you lose it.
****Do not share it!**** Your funds will be stolen if you use this file on a malicious/phishing site.
****Make a backup!**** Secure it like the millions of dollars it may one day be worth.

I understand. Continue.

Not Downloading a File?

- Try using Google Chrome
- Right click & save file as.
Filename:

Don't open this file on your computer

- Use it to unlock your wallet via MyEtherWallet (or Mist, Geth, Parity and other wallet clients.)

Guides & FAQ

- [How to Back Up Your Keystore File](#)
- [What are these Different Formats?](#)

MyEtherWallet.com does not hold your keys for you. We cannot access accounts, recover keys, reset passwords, nor reverse transactions. Protect your keys & always check that you are on correct URL. You are responsible for your security.

3. Save your Keystore File from downloads. (Never open this file). Confirm I understand. Continue.

MyEtherWallet.com

Try our new version here: <https://www.myetherwallet.com/>
Read more about it in our [Medium post](#)

MyEtherWallet 3.37.0 English Gas Price: 41 Gwei Network ETH (myetherwallet.com)

The network is really full right now. Check [Eth Gas Station](#) for gas price to use.

New Wallet Send Ether & Tokens Swap Send Offline Contracts ENS DomainSale Check TX Status View Wallet Info Help

Save your Keystore File.

[Download Keystore File \(UTC / JSON\)](#)

→ **Do not lose it!** It cannot be recovered if you lose it.
→ **Do not share it!** Your funds will be stolen if you use this file on a malicious/phishing site.
→ **Make a backup!** Secure it like the millions of dollars it may one day be worth.

[I understand. Continue.](#)

Not Downloading a File?

- Try using Google Chrome
- Right click & save file as.
Filename:

Don't open this file on your computer

- Use it to unlock your wallet via MyEtherWallet (or Mist, Geth, Parity and other wallet clients.)

Guides & FAQ

- [How to Back Up Your Keystore File](#)
- [What are these Different Formats?](#)

MyEtherWallet.com does not hold your keys for you. We cannot access accounts, recover keys, reset passwords, nor reverse transactions. Protect your keys & always check that you are on correct URL. You are responsible for your security.

UTC--2019-05-15T11-3

Show all

4. Save Your Private Key. (Never give this to others).

MyEtherWallet.com

Try our new version here: <https://www.myetherwallet.com/>
Read more about it in our [Medium post](#)

MyEtherWallet 3.37.0 English Gas Price: 41 Gwei Network ETH (myetherwallet.com)

The network is really full right now. Check [Eth Gas Station](#) for gas price to use.

New Wallet Send Ether & Tokens Swap Send Offline Contracts ENS DomainSale Check TX Status View Wallet Info Help

Save Your Private Key.

31e30fd99cf0bdf5868faa96618d09a0ae70fb4e341dadb15c7e82d617d09ce5

[Print Paper Wallet](#)

→ **Do not lose it!** It cannot be recovered if you lose it.
→ **Do not share it!** Your funds will be stolen if you use this file on a malicious/phishing site.
→ **Make a backup!** Secure it like the millions of dollars it may one day be worth.

[Save Your Address. →](#)

Guides & FAQ

- [How do I save/backup my wallet?](#)
- [Preventing loss & theft of your funds.](#)
- [What are these Different Formats?](#)

Why Should I?

- To have a secondary backup.
- In case you ever forget your password.
- [Cold Storage](#)

ProTip: If you cannot print this right now, click "Print" and save it as a PDF until you are able to get it printed. Remove it from your computer afterwards!

MyEtherWallet.com does not hold your keys for you. We cannot access accounts, recover keys, reset passwords, nor reverse transactions. Protect your keys & always check that you are on correct URL. You are responsible for your security.

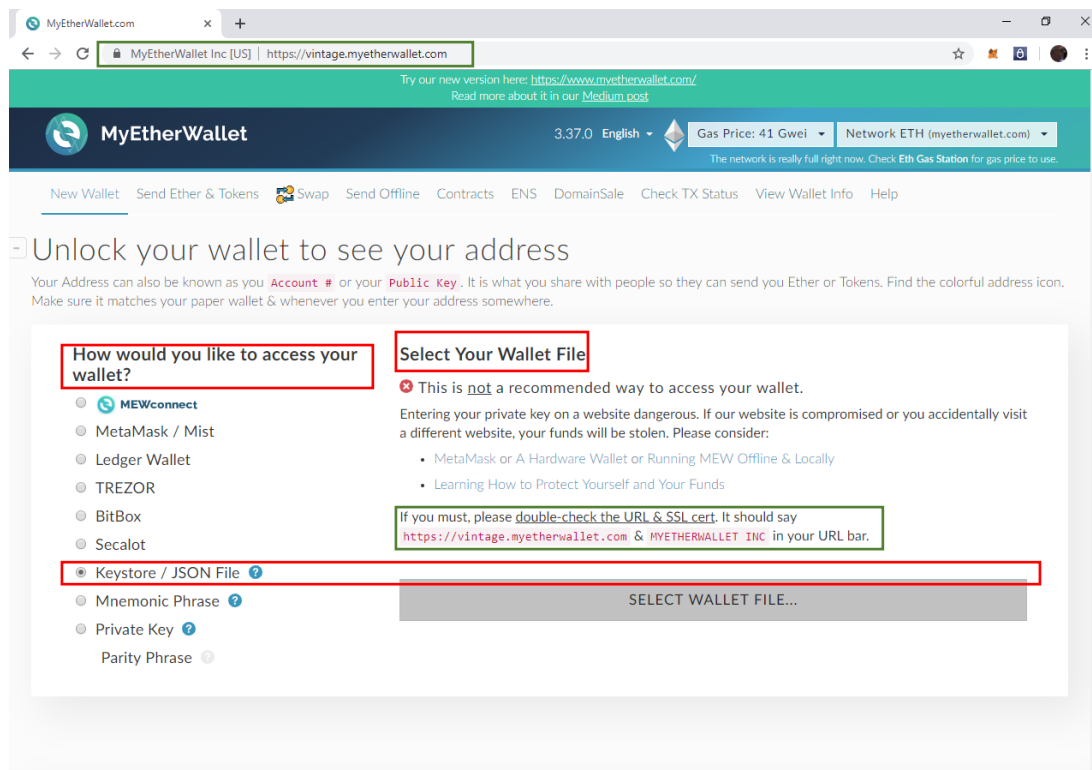
5. **Print Paper Wallet (and keep it for yourself only) and Save Your Address.**
(Never give this print with your Private Key to others).

5/15/2019

about:blank



6. **Unlock your wallet to see your address.**



MyEtherWallet.com does not hold your keys for you. We cannot access accounts, recover keys, reset passwords, nor reverse transactions. Protect your keys & always check that you are on correct URL. [You are responsible for your security.](#)

7. Select you Keystore file (JSON File) from downloads and enter your Password.

The screenshot shows the MyEtherWallet website interface. At the top, there's a navigation bar with the MyEtherWallet logo, gas price information (3.37.0), and network selection (Network ETH). Below the navigation bar, there's a section titled "Unlock your wallet to see your address". This section contains two main panels: "How would you like to access your wallet?" and "Select Your Wallet File".

In the "How would you like to access your wallet?" panel, several options are listed: MEWconnect, MetaMask / Mist, Ledger Wallet, TREZOR, BitBox, Secalot, Keystore / JSON File (selected), Mnemonic Phrase, Private Key, and Parity Phrase. Red arrows point to the "Keystore / JSON File" option and the "Unlock" button.

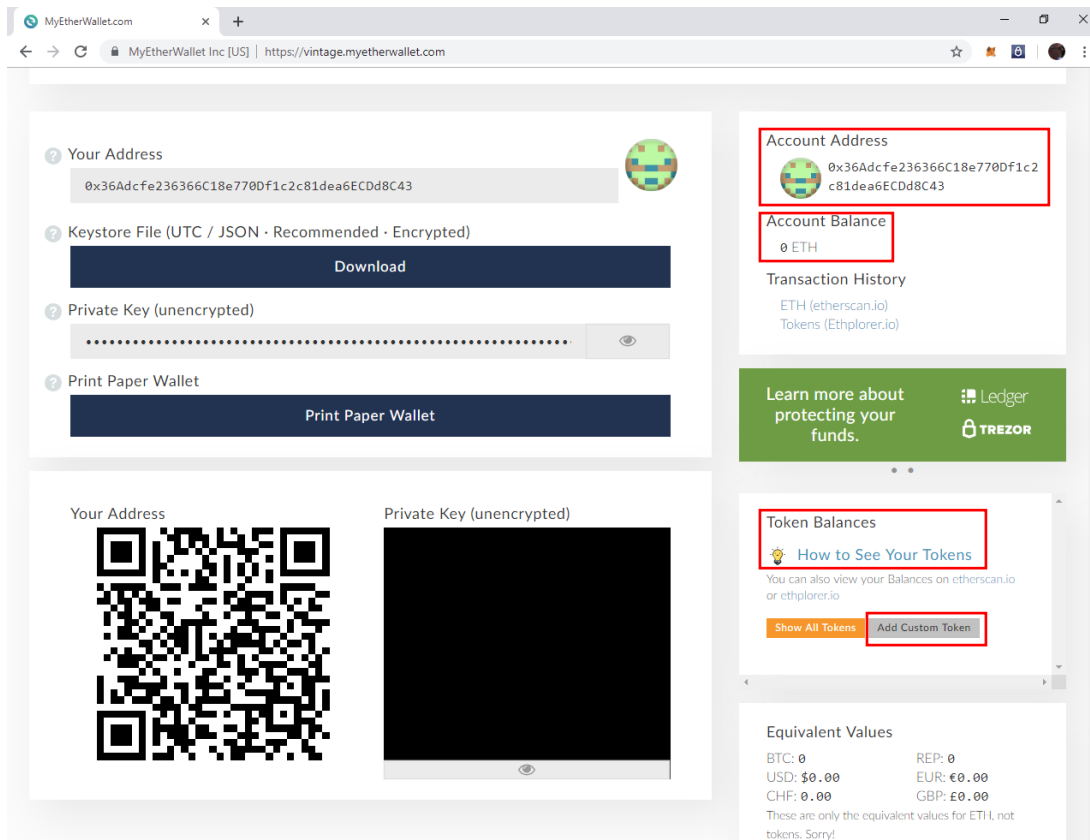
The "Select Your Wallet File" panel contains a warning: "This is not a recommended way to access your wallet. Entering your private key on a website dangerous. If our website is compromised or you accidentally visit a different website, your funds will be stolen. Please consider: MetaMask or A Hardware Wallet or Running MEW Offline & Locally, Learning How to Protect Yourself and Your Funds". Below this, it says "If you must, please double-check the URL & SSL cert. It should say https://vintage.myetherwallet.com & MYETHERWALLET INC in your URL bar." A button labeled "SELECT WALLET FILE..." is present. Below this, a text input field for the password is shown with a red arrow pointing to it, and the "Unlock" button is at the bottom.

8. Click the unlock button.

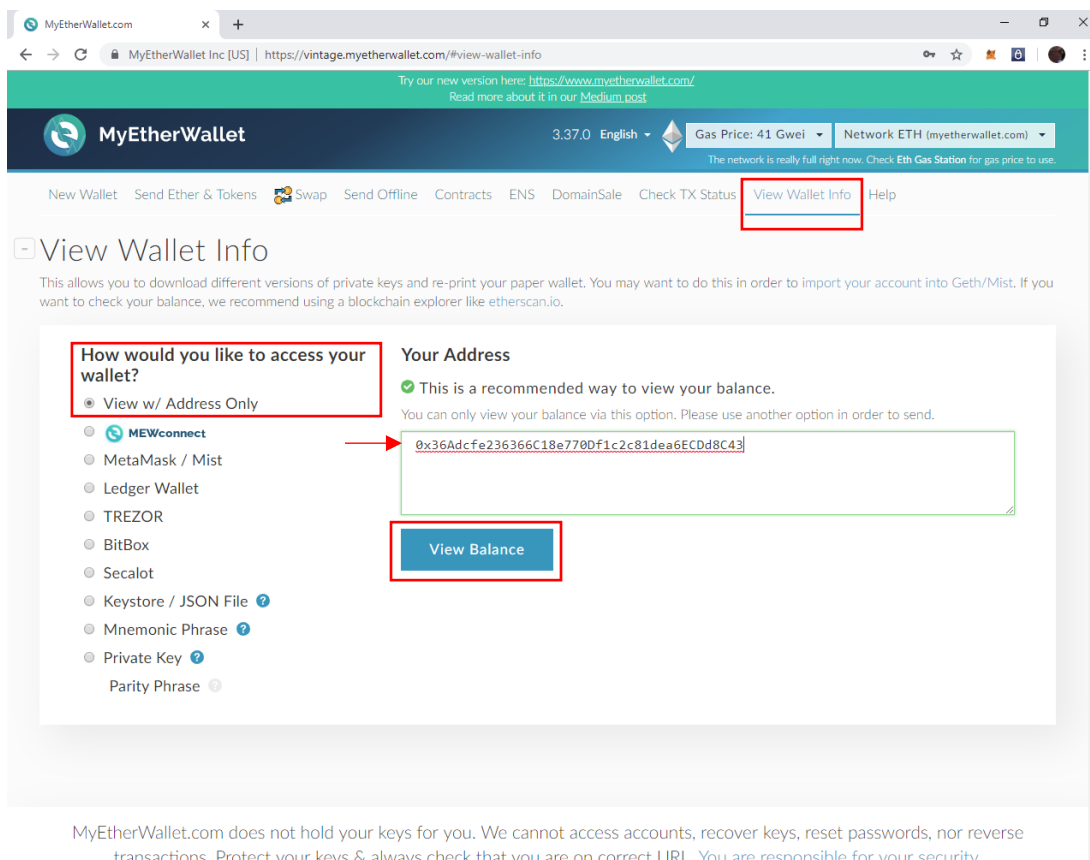
This screenshot shows the MyEtherWallet website after the wallet has been unlocked. The "Unlock" button from the previous step is now highlighted with a red box. Below the unlock section, the wallet information is displayed. On the left, there's a section titled "Your Address" with a red box around the address "0x36Adcfe236366C18e770Df1c2c81dea6ECDd8C43". Below this, there's a section for "Keystore File (UTC / JSON · Recommended · Encrypted)" with a "Download" button. Further down, there's a section for "Private Key (unencrypted)" with a text input field and an eye icon. At the bottom left, there's a section for "Print Paper Wallet" with a "Print Paper Wallet" button.

On the right side, there's a section titled "Account Address" with the same address "0x36Adcfe236366C18e770Df1c2c81dea6ECDd8C43". Below this, there's a section for "Account Balance" showing "0 ETH". Further down, there's a section for "Transaction History" with links to "ETH (etherscan.io)" and "Tokens (Ethplorer.io)". At the bottom right, there's a section for "Token Balances" with a link to "How to See Your Tokens" and text saying "You can also view your Balances on etherscan.io or ethplorer.io".

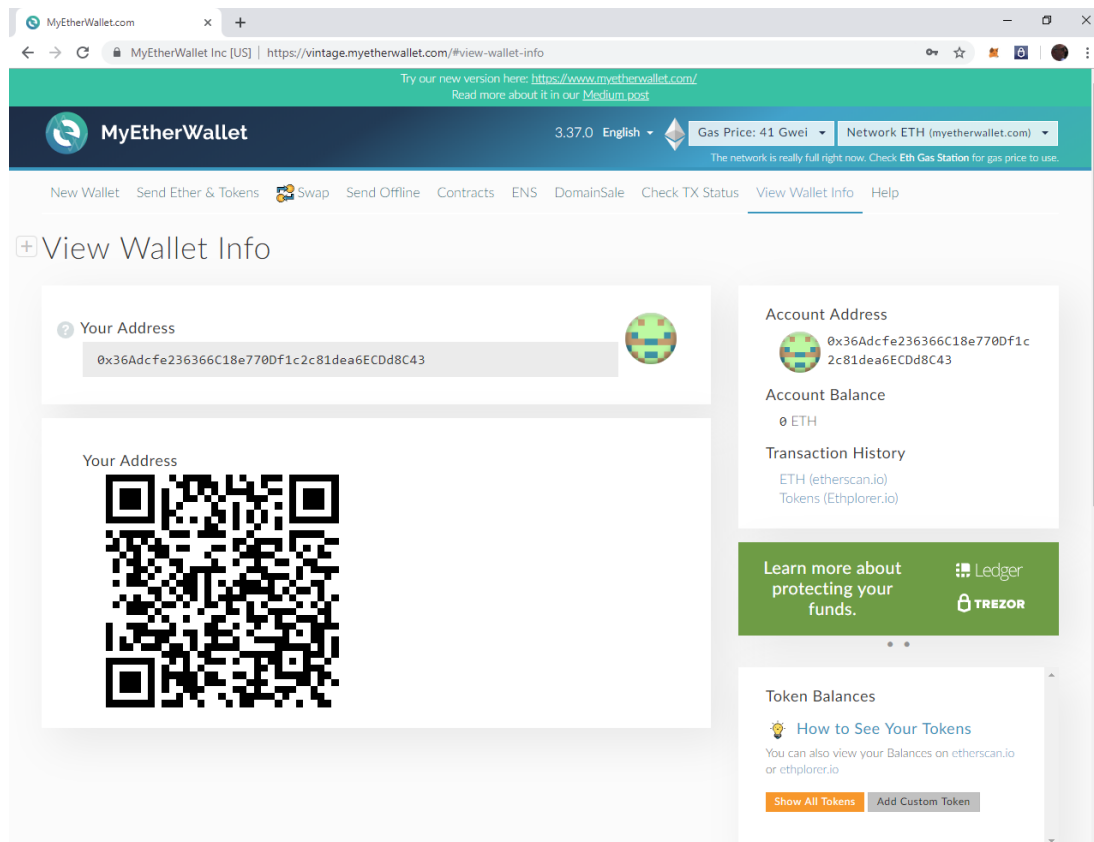
9. Now you see Your Address, Keystore File, Private Key (unencrypted). You are able to download again the Keystore File and Print Paper Wallet



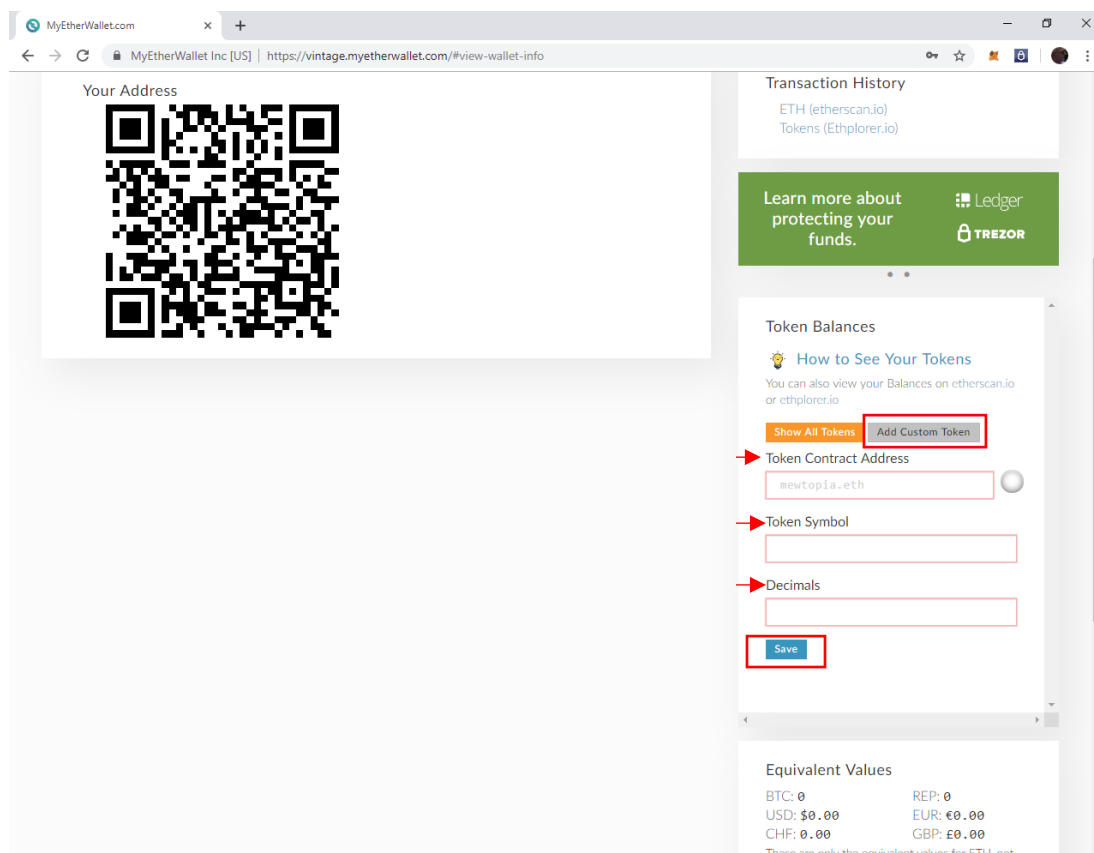
10. View Wallet Info.



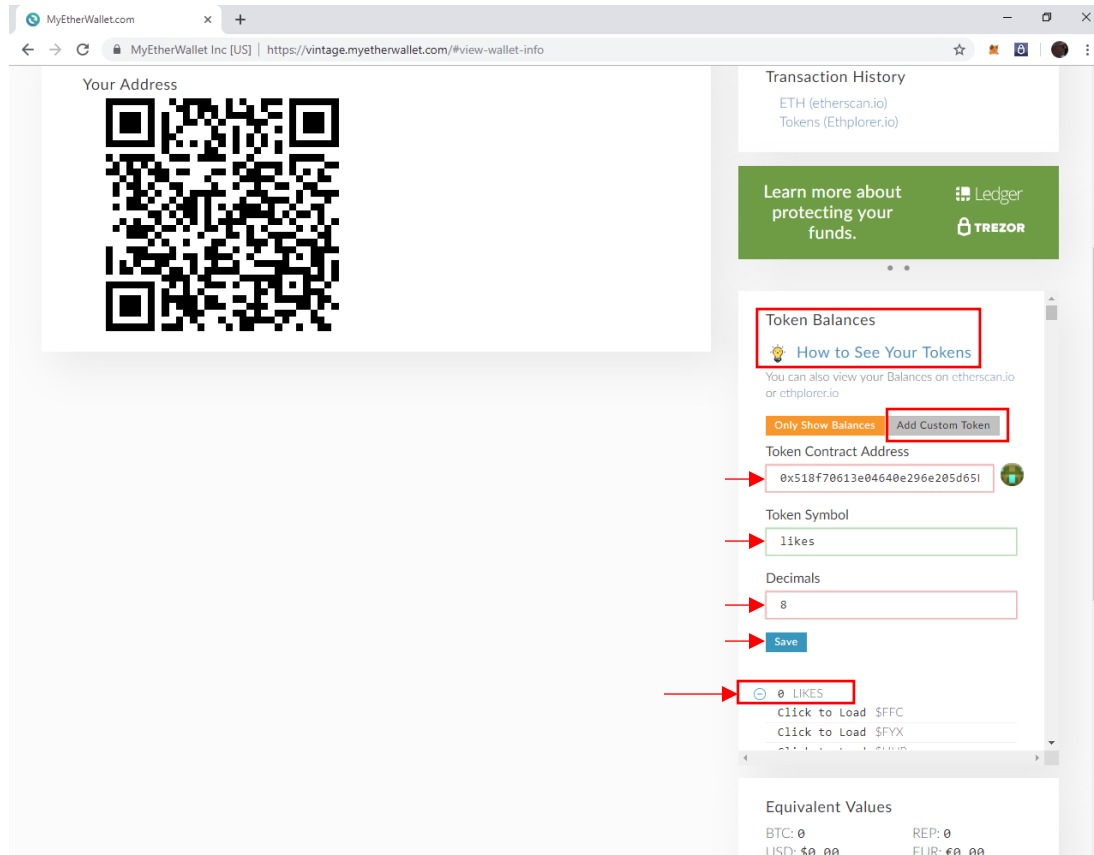
- Paste or type your Address in the open field and View Balance



- See your Address or Account Address and Balance



- Click Add Custom Tokens and fill in the open fields.



Token Contract Address: 0x518f70613e04640e296e205d65EF04152b6c4d0B
Token Symbol: LIKES
Decimals: 8

- Click the Save button and you can see your Token Balances.
In this DEMO the Balance is 0 LIKES.
- Always store your Password and your Private Key in a safe place.